



# DENVER<sup>®</sup>



On/Off Button  
Press Long Time to Restore  
Factory Settings



DENVER SHP-100 power plug

[www.denver-electronics.com](http://www.denver-electronics.com)

## 1. Get started

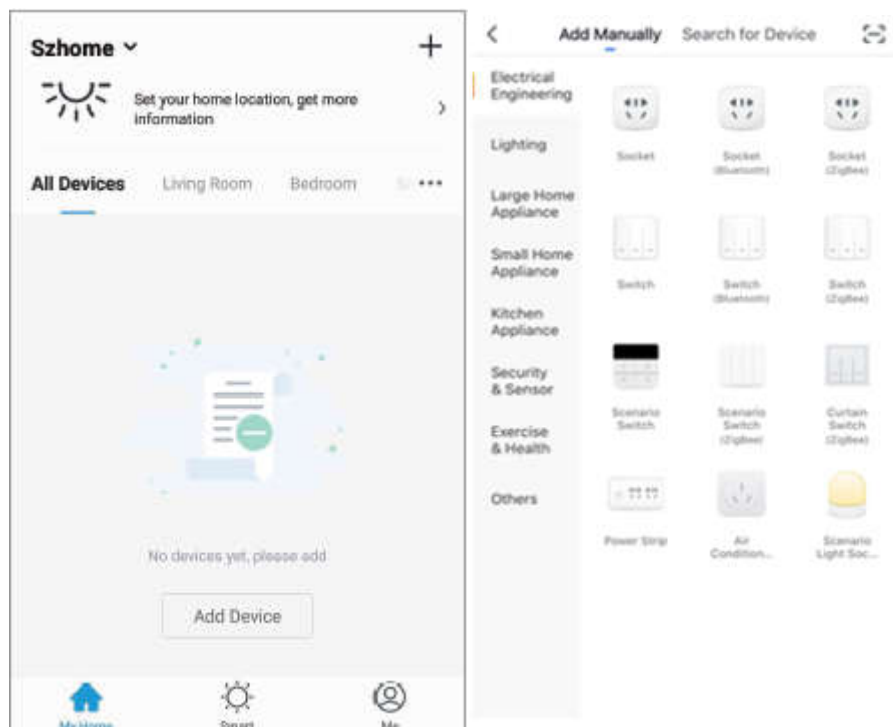
Download the app called “DENVER SMART HOME” on your smart phone. It is available on Appstore and Google play.

The app will ask you to register a user. Please do this by using your mobile number or email address, and then log into the app. You will be asked to create a “family”. This is to make it easy to have several systems in the app at the same time.

Now you need to add the power plug to the app.

First, connect it to your power outlet and turn this on. Then press the on/of button for 5 seconds until the indicator flashes quickly.

Push “Add Device” or + in top of app, and choose “socket”, and follow on screen instructions. It will guide you through the whole setup.



Now the power plug is connected and you can make timers, countdown timers, different automatisations etc. within the app.

Please notice, there are two ways to add the power plug to your system. EZ mode and AP mode. EZ mode are the easiest, but if you have problems using that, the app will guide you through the AP mode instead. In this case, just follow the in-app instructions.

## 2. Daily use

In your home screen of the app you can now find your power plug. Push this and you will get to power plug page. Here you can turn on, turn off, make timers etc.

## 3. Amazon Alexa & Google assistant

It is possible to use the power plug with Amazon Alexa & Google assistant. Use the app to add this function. Instructions are shown in the app. You can also find the full manual in English on our website. Please enter [www.denver-electronics.com](http://www.denver-electronics.com) and use the search function to find **SHP-100**.

If you by any means need to reset the power plug, this is done by pushing the on/off button 5 seconds. Now you can set it up from start again.

Input Voltage: AC 230V/50Hz

Output: 16A Maximum 3680W

Wireless Type: 2.4GHz

App Support: iOS/Android

Please notice - All products are subject to change without any notice. We take reservations for errors and omissions in the manual.

ALL RIGHTS RESERVED, COPYRIGHT DENVER ELECTRONICS A/S

# DENVER®

[www.denver-electronics.com](http://www.denver-electronics.com)



Electric and electronic equipment contains materials, components and substances that can be hazardous to your health and the environment, if the waste material (discarded electric and electronic equipment) is not handled correctly.

Electric and electronic equipment is marked with the crossed out trash can symbol, seen above. This symbol signifies that electric and electronic equipment should not be disposed of with other household waste, but should be disposed of separately.

All cities have established collection points, where electric and electronic equipment can either be submitted free of charge at recycling stations and other collection sites, or be collected from the households. Additional information is available at the technical department of your city.

Hereby, Inter Sales A/S declares that the radio equipment type **SHP-100** is in compliance with Directive 2014/53/EU. The full text of the EU declaration of conformity is available at the following internet address: [www.denver-electronics.com](http://www.denver-electronics.com) and then click the search ICON on topline of website. Write model number: **SHP-100**. Now enter product page, and red directive is found under downloads/other downloads.

Operating Frequency Range: 2412 ~ 2472 MHz

Max Output Power: 3680W

DENVER ELECTRONICS A/S

Omega 5A, Soeften

DK-8382 Hinnerup

Denmark

[www.facebook.com/denverelectronics](https://www.facebook.com/denverelectronics)